

Student Travel Tally Report: Combining Schools in One Data Collection Season

School Group: Virginia Schools

Date Range: Fall 2016

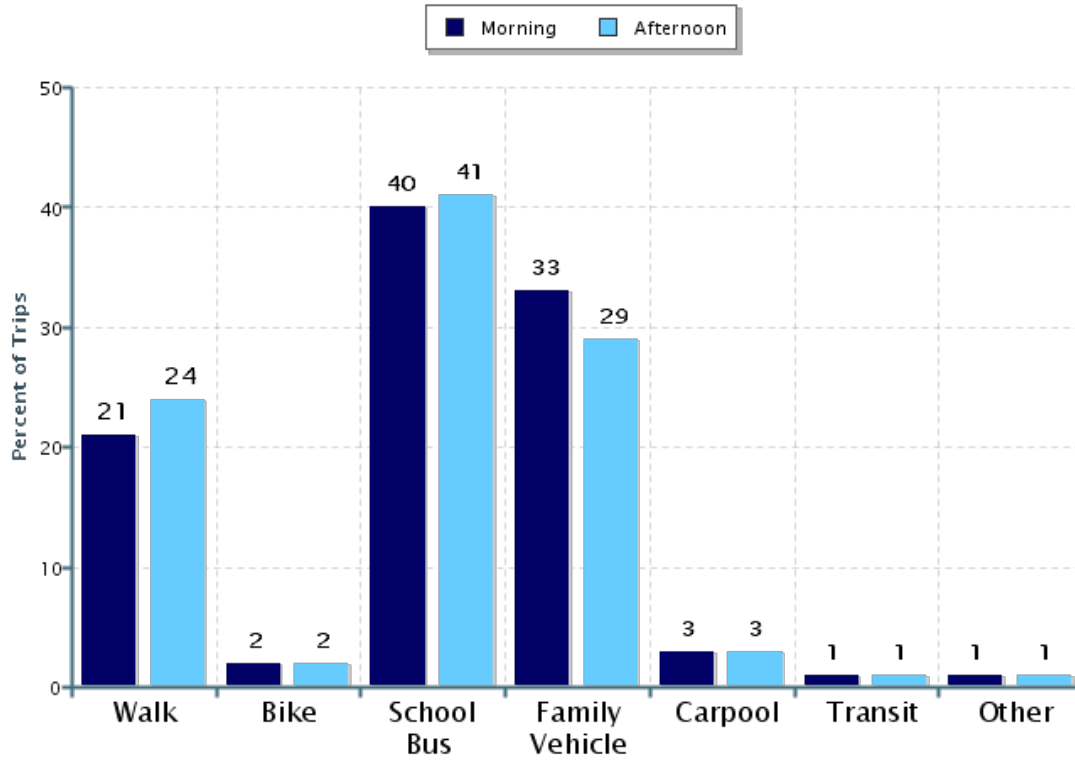
Date Report Generated: 07/06/2017

School Name:	Month & Year Collected & (Set ID)	School Enrollment:	% Range of School's Students Involved in SRTS:	Number of Classroom in School Targeted by School Group:	Number of Classrooms Included in Report:
Abingdon Elementary School	October 2016 (22040)	620	76-100%		26
Arlington Community High School	October 2016 (22338)				2
Arlington Science Focus	October 2016 (22041)	673	76-100%		25
Arlington Traditional	October 2016 (22042)	502	76-100%		21
Ashlawn Elementary School	October 2016 (22340)				28
Barcroft Elementary School	October 2016 (22044)	495	76-100%		22
Barrett Elementary School	October 2016 (22045)	561	76-100%		24
Campbell Elementary School	October 2016 (22046)	425	76-100%		17
Carlin Springs Elementary School	October 2016 (22047)	603	76-100%		45
Claremont Immersion	October 2016 (22048)	739	76-100%		32
Discovery Elementary	October 2016 (22341)				25
Drew Model Elementary School	October 2016 (22049)	689	76-100%		12
Francis Scott Key Elementary School	October 2016 (22073)	748	76-100%		31
Glebe Elementary	October 2016 (22342)				44
Gunston Middle School	October 2016 (22067)	1009	76-100%		33
H-B Woodlawn	October 2016 (22343)				19
Hoffman-Boston Elementary School	October 2016 (22070)	572	76-100%		18
Jamestown Elementary School	October 2016 (22387)				23
Jefferson Middle School	October 2016 (22071)	914	76-100%		27
Kenmore Middle School	October 2016 (22072)	907	76-100%		30
Langston High School Continuation Program	October 2016 (22339)				1

McKinley Elementary School	October 2016 (22077)	715	76-100%		31
Nottingham Elementary School	October 2016 (22389)				21
Oakridge Elementary School	October 2016 (22075)	805	76-100%		35
Patrick Henry Elementary School	October 2016 (22386)				28
Randolph Elementary School	October 2016 (22076)	480	76-100%		21
Swanson Middle School	October 2016 (22078)	1205	76-100%		32
Taylor Elementary School	October 2016 (22079)	718	76-100%		29
Tech Education And Career Center	October 2016 (22083)	489	76-100%		7
Tuckahoe Elementary School	October 2016 (22390)				25
Wakefield High School	October 2016 (22080)	1920	76-100%		31
Washington Lee High School	October 2016 (22081)	2361	76-100%		45
Williamsburg Middle School	October 2016 (22391)				40
Yorktown High School	October 2016 (22082)	1839	76-100%		30
Total:					880

This report contains information from schools' classrooms about students' trip to and from school. The data used in this report were collected using the in-class Student Travel Tally questionnaire from the National Center for Safe Routes to School.

Morning and Afternoon Travel Mode Comparison



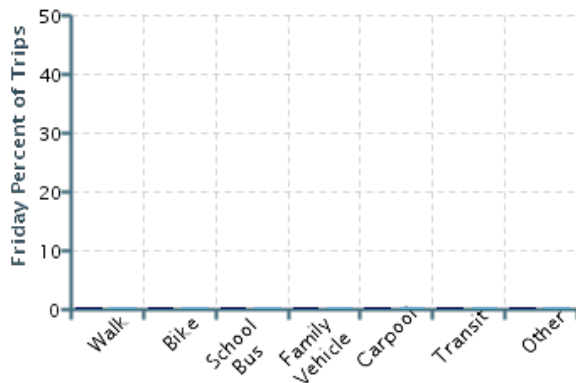
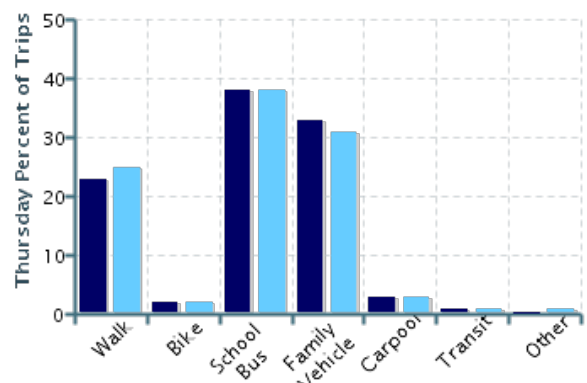
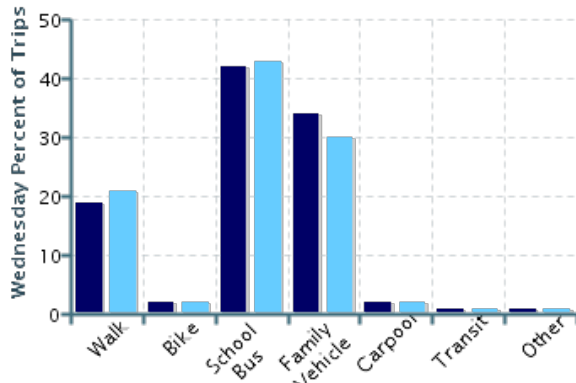
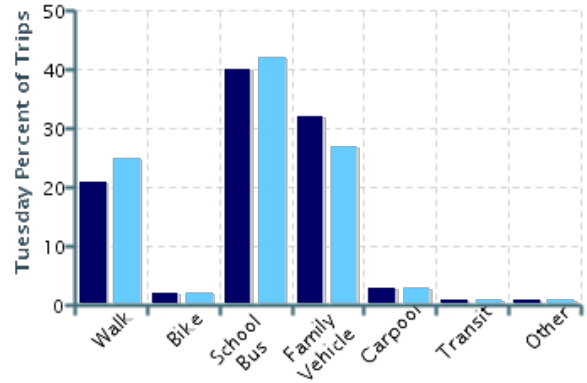
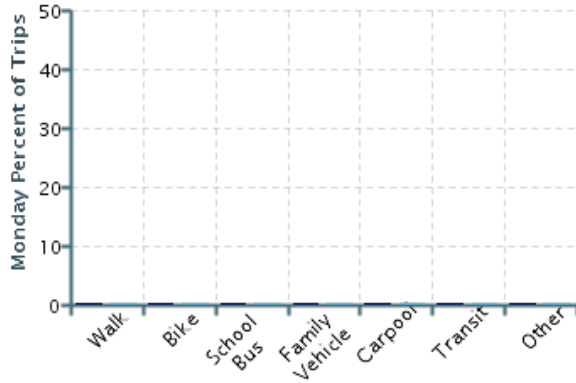
Morning and Afternoon Travel Mode Comparison

	Number of Trips	Walk	Bike	School Bus	Family Vehicle	Carpool	Transit	Other
Morning	39071	21%	2%	40%	33%	3%	0.8%	0.5%
Afternoon	38850	24%	2%	41%	29%	3%	0.7%	0.7%

Percentages may not total 100% due to rounding.

Morning and Afternoon Travel Mode Comparison by Day

■ Morning
 ■ Afternoon

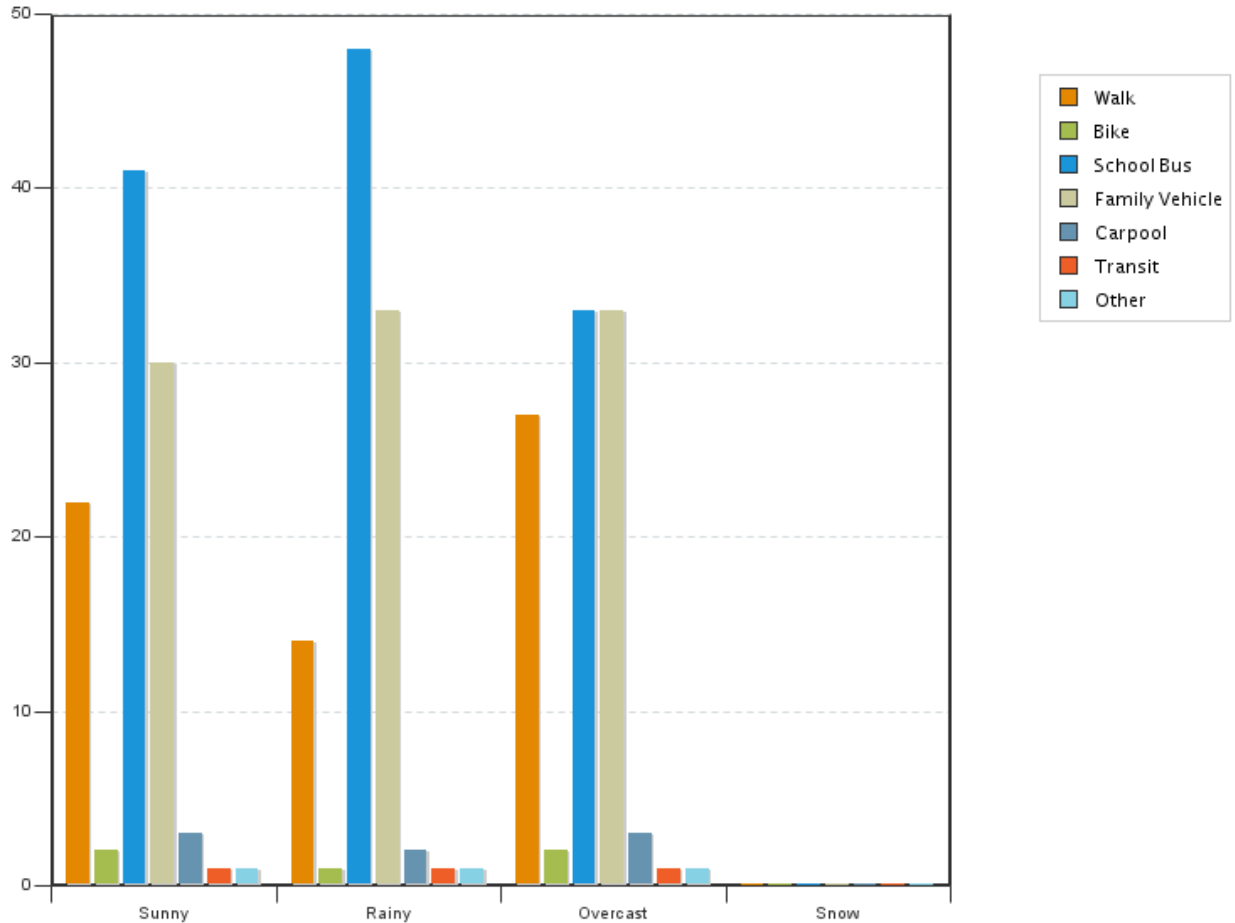


Morning and Afternoon Travel Mode Comparison by Day

	Number of Trips	Walk	Bike	School Bus	Family Vehicle	Carpool	Transit	Other
Monday AM		0%	0%	0%	0%	0%	0%	0%
Monday PM		0%	0%	0%	0%	0%	0%	0%
Tuesday AM	14359	21%	2%	40%	32%	3%	0.7%	0.5%
Tuesday PM	14263	25%	2%	42%	27%	3%	0.7%	0.6%
Wednesday AM	10615	19%	2%	42%	34%	2%	0.9%	0.6%
Wednesday PM	10586	21%	2%	43%	30%	2%	0.7%	0.9%
Thursday AM	14097	23%	2%	38%	33%	3%	0.8%	0.5%
Thursday PM	14001	25%	2%	38%	31%	3%	0.7%	0.7%
Friday AM		0%	0%	0%	0%	0%	0%	0%
Friday PM		0%	0%	0%	0%	0%	0%	0%

Percentages may not total 100% due to rounding.

Travel Mode by Weather Conditions



Travel Mode by Weather Condition

Weather Condition	Number of Trips	Walk	Bike	School Bus	Family Vehicle	Carpool	Transit	Other
Sunny	64325	22%	2%	41%	30%	3%	0.7%	0.6%
Rainy	3648	14%	1%	48%	33%	2%	1%	0.8%
Overcast	9909	27%	2%	33%	33%	3%	0.5%	0.7%
Snow	0	0%	0%	0%	0%	0%	0%	0%

Percentages may not total 100% due to rounding.